

THEATRICAL LIGHTING

PRODUCT DESCRIPTION

ACENTO PROFILE ZOOM 1000W/1200W 18-36°

MODEL 50-23
BASE Gx9.5

- Double condenser lenses
- Glass reflector
- Throw 20mts
- Beam angle 18° - 36°

ACCESSORIES ACENTO PROFILE

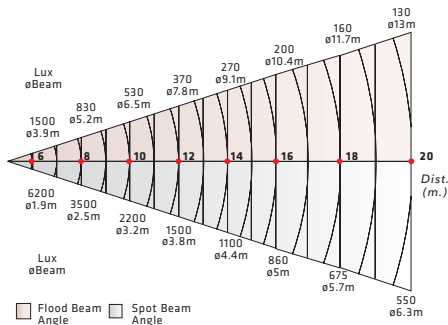


45-42 00-54 Diaphragm



PHOTOMETRIC DATA

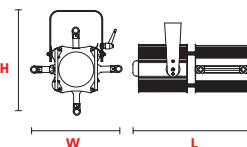
Acento Profile Zoom 1000W / 1200W 18-36°



DIMENSIONS

Acento Profile Zoom 1000/1200w 18-36°
MODEL 50-23

- L** 680mm (26.77")
- W** 320mm (12.6")
- H** 440mm (17.32")
- 12.3kg (27.11 Lbs)
- 400x400x300mm (15.75"x15.75"x19.7")




LAMPS

LIFE CODE	ANSI CODE	W	V	BASE
T19/T11	FWP/FWR	1000	230	Gx9.5
CP/70	FVA	1000	230	Gx9.5
T29	FWS/FWT	1200	230	Gx9.5
CP/90		1200	230	Gx9.5
Q1000T8/CL	GE 29331	1000	120	Gx9.5

SUPPLIED WITH

- Colour frame.
- Four beam shutters.
- Gobo holder.
- Quick access for lamp replacement.
- Double microswitch interlock for safe relamping.
- Easy access for lens cleaning.
- Gx9.5 lampholder.
- 1.5m power supply cable.



These equipments comply with all applicable European directives and safety standards