

DIMMING Panel Manual

Control Dimmer de pared, rotativo, para cintas de leds 24V.
Luminarias de Leds 0-10V.
Diseño, Tecnología y Calidad

LTECH



- Modelo D61 - 24V

D61 Dimming Knob Panel

Características técnicas y diagrama de Instalación:

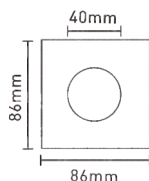


1. Technical Specs:

D61 Dimming Knob Panel

Input Voltage:	12-24Vdc	Dimming Range:	5-100%
Output Voltage:	12-24Vdc	Working Temp.:	-30°C ~ 55°C
Max Current Load:	6A×1CH + 0-10V×1CH	Package Size:	L106×W106×H60(mm)
Max Output Power:	72W/144W (12V/24V)	Weight[G.W.]:	220g

2. Product Size:



3. Installation Instruction:

Install

Uninstall


4. Knob Function:



Short press: On/Off.
Long press: Adjust brightness.
Spin: Adjust brightness.

* When powered off, long press the knob for 5 seconds to turn on (off) the key tone.

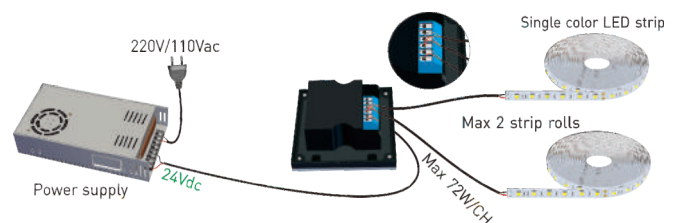
5. Terminals:



12-24Vdc power Input 0-10V signal output LED lamps connection

6. Wiring Diagram :

Connect with 12V strip. Max 72W; Connect with 24V strip. Max 144W



- Productos con certificación de seguridad eléctrica de tipo, según Resolución 171/16 de la Secretaría de Comercio

