

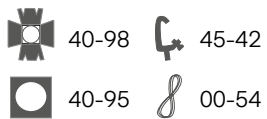


53-15 RGBW 250W

LED ELLIPSOIDAL 250W RGBW Zoom 25-50°

- High power COB led 250w RGBW
- White (W) is CCT 3200K°
- Dimming DMX or local (manual) dimming
- Built in Effects - Strobe Effect
- Flicker free
- Power consumption: 250w
- Power requirements: 90V-240V 50/60Hz

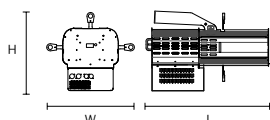
ACCESSORIES



KIT CONTENTS

Lamphead
Filter holder
Gobo holder
Four shutters

DIMENSIONS

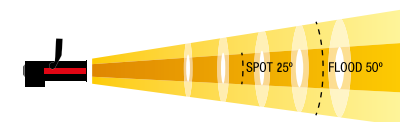


L 580mm (22.83")
W 376mm (14.8")
H 340mm (13.38")

PHOTOMETRIC DATA

Spot

| | |
|-------------------|------------|
| Distance | 4 mts |
| Center beam Red | 290Lux |
| Center beam Green | 480Lux |
| Center beam Blue | 100Lux |
| Center beam White | 300Lux |
| Beam Angle | Ø 1,50 mts |



Flood

| | |
|-------------------|------------|
| Distance | 4 mts |
| Center beam Red | 175Lux |
| Center beam Green | 275Lux |
| Center beam Blue | 60Lux |
| Center beam White | 180Lux |
| Beam Angle | Ø 3,00 mts |